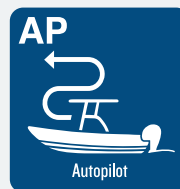



# HELM MASTER® EX UPGRADES



## Yamaha Introduces The Next Level of Convenience, Connectivity, and Control with the Latest Upgrades for Helm Master EX

Helm Master® EX now includes an improved, space-saving Digital Electronic Control (DEC) design with increased functionality and new trim option, the availability of integrated bow thruster control, and increased joystick functionality with new trim and lighting options. With the addition of the recently-introduced joystick-only control station, Helm Master EX continues to offer the most premium boating experience.





## **NEW, IMPROVED DIGITAL ELECTRONIC BINNACLE**

The new Digital Electronic Control binnacle delivers a new level of boater convenience and console space savings. Now equipped with integral Power and an All Start/Stop directly on the unit, this binnacle eliminates the need for separate Power and All Start/Stop switches on the console for both main and second stations\* Space savings continues with behind-the-console electronic control units, which can be stagger-mounted for up to three engines, leaving more real estate for other devices. The new Digital Electronic Control grip echoes the soft tech grip used on Yamaha's popular Helm Master EX joystick. To further enrich the boater experience, customers can also choose between optional black trim or traditional chrome trim to customize the binnacle to taste\*\*.

Installation is simple, whether setting up Helm Master EX for the first time or performing an upgrade. The new binnacle uses the same console footprint as its predecessor, with only one small bolt hole location change. Configurations for twin or more outboards continue to use multi-engine start/stop panels for each individual engine. Single outboard configurations don't require separate engine start/stop button control.

*\*For individual engine starting, a separate start/stop panel must be installed (though it need not be on the console). New binnacle can be installed without the removal of original All Start/Stop Switch, however new binnacle installation with All Start/Stop switch requires installation of additional harnesses for main and second stations. Second station Power button on new binnacle will not be functional if original All Start/Stop button remains installed on second station.*

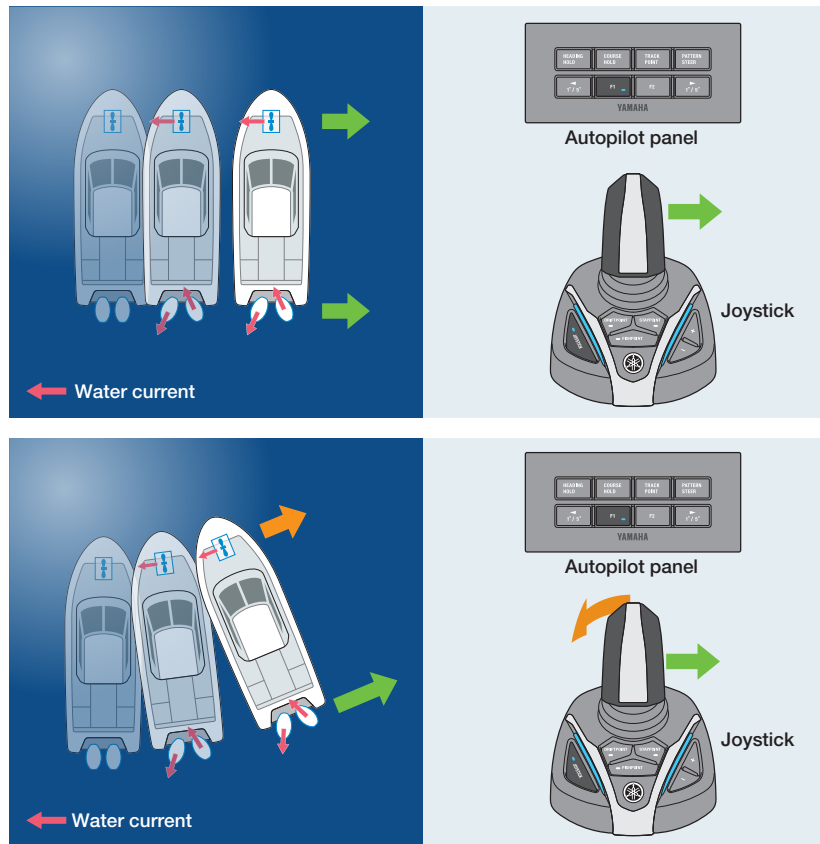
*\*\*Optional black trim must be purchased as trim pieces for remote control main body and either single or multi-levers.*

New Binnacle Part Numbers		
Standard Chrome Binnacle Kits (BCU comes with the Binnacle)		
6X9-48205-20	REMOCON. CONTROL ASSY.	DEC ASSY (SINGLE/MAIN ST)
6X9-48207-20	REMOCON. ASSY.	DEC ASSY (TWIN/MAIN ST)
6X9-48208-10	REMOCON. ASSY.	DEC ASSY (TRIPLE/MAIN ST)
6X9-48209-10	REMOCON. ASSY.	DEC ASSY (QUAD/MAIN ST)
6X9-48210-10	REMOCON. ASSY.	DEC ASSY (QUINT/MAIN ST)
6X9-48206-20	REMOCON. ASSY.	DEC ASSY (FLUSH/MAIN ST)
6X9-48205-30	REMOCON. CONTROL ASSY.	DEC ASSY (SINGLE/2ND ST)
6X9-48207-30	REMOCON. ASSY.	DEC ASSY (MULTIPLE/2ND ST)
Optional Black Trim Binnacle Parts*		
6X9-48400-20	COVER ASSY.	Main Body
6X9-46130-00	COVER KIT	Single Lever
6X9-46130-10	COVER KIT	Multi Lever

Find the new binnacle rigging diagrams and part numbers in the Helm Master EX Rigging Guide. The new binnacle can be installed by boat builder or dealer. Anticipated availability is Spring 2023.

*\*Optional black trim must be purchased as trim pieces for remote control main body and either single or multi-levers.*

*\*\*Part numbers above apply to Helm Master EX Remote Control Assembly only. Additional Helm Master EX functionality to include Digital Electronic Steering, Auto Pilot and Full Manueverability features require installation of additional components. Please consult the Helm Master EX Rigging Guide for more information.*



## VARIABLE SPEED INTEGRATED BOW THRUSTER

Yamaha introduces integrated bow thruster control through the Helm Master EX joystick – perfect for today’s larger boats that may require additional control. When activated, the integrated bow thruster feature is an on-demand, self-activating feature that works in concert with the Helm Master EX joystick to enhance lateral movement and pivoting by automatically engaging the bow thruster in variable speed to match operator input. The bow thruster can also automatically compliment SetPoint® functions (StayPoint®, FishPoint®, DriftPoint® and DriftPoint Track) as well as help keep the boat on track when using autopilot functions.

Currently available for twin and triple engine configurations, operators can selectively activate this feature to integrate power and operation of both the bow thruster and Helm Master EX system through the joystick. Independent bow thruster control remains possible by simply using the conventional bow thruster controls at any time.

Helm Master EX with integrated bow thruster control helps boaters gain more confidence, faster, to maximize their fun on the water. Available only through boat builder installation on new boats, it is expected to be available in Spring 2023.



## **JOYSTICK WITH OPTIONAL BLACK TRIM AND NEW LED LIGHTING COLOR OPTIONS**

Customize the look of the console with new joystick trim and LED light color options. Now available with the same optional black trim as the new binnacle, the new joystick can match a console fitted for the sleek, black look. Boaters can further tailor their joystick LED lighting with nine new color options including: Blue, Sky, Mint, Green, Yellow, Red, Sakura (which means “Cherry Blossom” in Japanese), Purple or White through a simple adjustment in the CL5 or MFDI-equipped MFD.

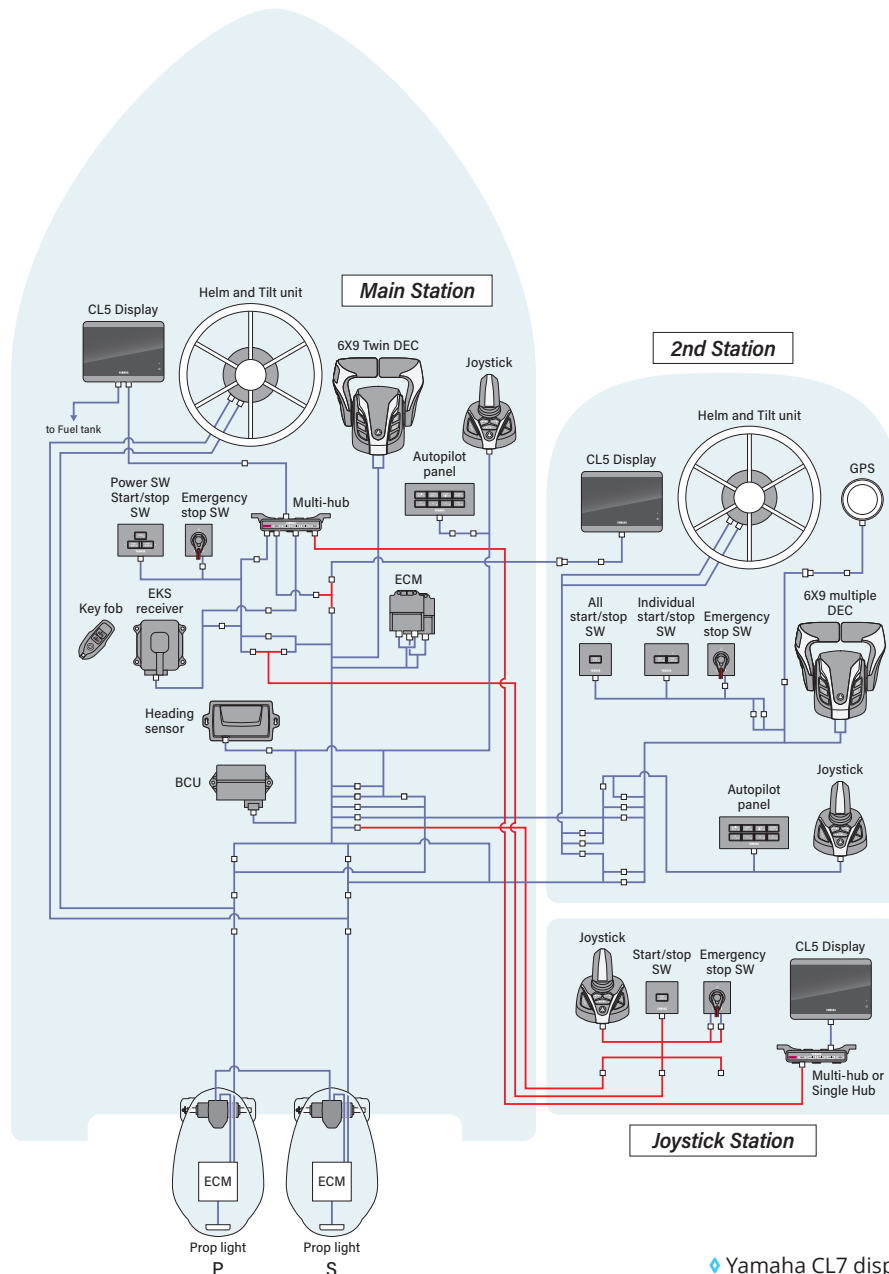


Installed by boat builders or dealers, the new joystick is expected to be available in Spring 2023.

New Joystick Part Numbers		
6X9-482A0-02	JOYSTICK CONTROLLER ASSY.	Chrome
6X9-482A0-10	JOYSTICK CONTROLLER ASSY.	Black

## JOYSTICK STATION

Fish on! Boaters can now access full maneuverability with Yamaha's Joystick Station. No more running back to the main station to control the boat while fishing. Accompanied by the CL5 gauge, Emergency Stop switch, All Start/Stop switch and a newly designed harness, the Helm Master EX Joystick Station reaches new heights in functionality using a minimum of space. Boaters can now make those minor position adjustments while pulling boats into slips, steering on-the-fly while chasing a fish or circling a favorite fishing hole.




◆ Yamaha CL7 display not compatible

# HELM MASTER EX UPGRADES

YAMAHA MARINE  
ENGINE SYSTEMS | HOT SHEET

Installed by boat builders or dealers, Joystick Stations are available now. Please consult the Yamaha Rigging Parts Guide for more information.

**NOTE:** Yamaha requires inclusion of a CL5 gauge at the location of the Joystick Station installation.



This document contains many of the valuable trademarks and service marks owned and used by Yamaha throughout the world. The document may also contain references to other company, brand and product names that may be the trademarks/service marks of their respective owners. These company, brand and product names are used herein for identification purposes only, and references to any names, marks, products or services of third parties do not constitute or imply endorsement, sponsorship or recommendation of the third party or the products or services. Information and data contained herein is approximate and subject to many different factors and variables, including but not limited to atmosphere, water, equipment conditions, and operator ability. It is provided as a guideline only and should not be relied upon as a representative of actual performance. Due to Yamaha's ongoing commitment to product improvement, we reserve the right to change without notice, equipment, availability, specifications, and prices. In the event demand exceeds supply, Yamaha within its sole discretion will fill orders based on an allocation method that provides for a fair distribution of products. Also, due to various factors, including the boat's actual weight and wind and water conditions, the product's performance may be different than the information contained herein. Please confirm the specifications and performance data on your specific boat/engine combination with your dealer prior to purchase.

**REMEMBER** to always observe all applicable boating laws. Never drink and drive. Dress properly with a USCG-approved personal flotation device and protective gear. Boat smart from the start. Take a boating safety course and get a free vessel safety check annually for your boat. For more information, contact: United States Coast Guard Auxiliary online at [www.cgaux.org](http://www.cgaux.org), or United States Power Squadrons at 888-for-usps or [www.usps.org](http://www.usps.org). © 2022 Yamaha Motor Corporation, U.S.A. All rights reserved.